



**SOFT
LINE**

**PLANET
MODULAR SOFA**

WWW.BCILIBRARIES.COM



PLANET



Pouf
Art. no.: 2-252



Single
Art. no.: 2-250



Corner
Art. no.: 2-251

Description:

Create your universe

PLANET has a very simple design, calm and comfortable. The leg design creates an airy, hovering look. PLANET consists of three elements – corner, single and stool – allowing many combinations that easily fits into your home without being dominating.

Year of design: 2010

Function:

Elements can be easily moved and combined so there can be created numerous sitting facilities.

Elements can be combined with a help of a velcro that is amounted under the elements.

Elements can be used singly or as a combination.

The corner is multifunctional and can be used as a right or left version as needed.

Removable covers can be dry-cleaned or changed.

Features:

Elegant design, calm and comfort.

Hovering look.

Elements can be combined with numerous combinations.

High sitting comfort.

High quality.

The corner element can be used as a right or left version.

A great number of fabric qualities and colours available.

A removable cover can be dry-cleaned or changed.

Design: Stine Engelbrechtsen

Born 1972. Trained as an industrial designer at the "Danmarks Designskole". Graduated 1999, major project: "Equipment for Outdoor Life".

Exhibited 1999 in the "Øksnehallen", Copenhagen, as well as at the Formland Fair in Herning ("De Nye").

Employed at SOFTLINE A/S since August 2000 as a designer / product manager.

PLANET

Dimensions (cm):

	Pouf		Single		Corner	
Art. No.:	2-252		2-250		2-251	
Length:	95	37.5"	95	37.5"	95	37.5"
Depth:	95	37.5"	95	37.5"	95	37.5"
Height:	42	16.5"	76	30"	76	30"
Seat Height:	42	16.5"	42	16.5"	42	16.5"
Seat Depth:	59	23.2"	59	23.2"		
Colli:	1		1		1	
Packing Dimensions:	112x95x30	44"x38"x12"	96x95x63.5	38"x38"x25"	96x95x63.5	38"x38"x25"
Volume:	0.32 m ³		0.58 m ³		0.58 m ³	
Weight (net):	19.26 kg	42.5 lbs	23.86 kg	52.6 lbs	28.86 kg	63.6 lbs
Weight (gross):	21.00 kg	46.3 lbs	26.50 kg	58.4 lbs	31.50 kg	69.5 lbs

Additional Information:

Packing

7 mm cardboard tray and 160 MY PE plastic foil.

Assembly

Legs assembled according the assembly instruction.

Cleaning

Brushing, vacuum-cleaning or dry-cleaning of a removable cover.

Upholstery

Seat:

Heartwood: Cold cure foam 35 kg/m³ combined.

Top: Super Comfort foam 50 kg/m³ samt 200 g polyester fibre.

Back:

Cold cure foam 35 kg/m³ and 200 g polyester fibre.

Polyurethane foam tested according to Öko-tex standard 100.

Frame

Wooden frame with slats in seat.

Legs

Steel chrome plated.




SOFTLINE SEATING

Felt Colors


WWW.BCILIBRARIES.COM



579



*848



*855



*847



624



588



622




581



*858



582




*846



629




*859



*620




*623



*610



*619



*849



*635



636

Composition: 80% Wool, 20% Polyamide (* 70% Wool, 25% Polyamide, 3% Acrylic, 2% Polyester)

SOFTLINE SEATING

Valencia Colors

WWW.BCILIBRARIES.COM



258




265



266




267




268




264



269



262



259



PLANET

WWW.BCILIBRARIES.COM

Snug and charming

Planet is a stylish and versatile sofa system for library, office, or just about anywhere. Elements can be combined with numerous combinations to fit any room or situation.





PLANET

WWW.BCILIBRARIES.COM



 BCI



www.bcilibraries.com
877 224 7026