



# LINGO

SHELVING SYSTEM





## LINGO SHELVING SYSTEM

Functional, flexible and aesthetic

You will find exceptional versatility with the functional and flexible Lingo Shelving System.

It encapsulates the true meaning of flexibility. Its modular construction provides the highest degree of functionality and versatility and its style and quality makes it suitable for both contemporary and classic library environments.

The Lingo shelving system offers endless possibilities of function and design. The construction of the shelving system, with 25 mm increments, allows for easy assembly and adjustment without the use of specific tools.

The Lingo Shelving System is available as single- or double-sided, with and without castors and is built with either a steel back frame, a wooden back panel or cross braces. It can be fitted with steel or wooden shelves, as well as a wide variety of other functional components. The result – a customisable shelving systems that fits the requirements of your specific library.



Ever since the start  
80 years ago,  
libraries have been  
the heart of our business.  
Today, we are proud  
to call ourselves  
library people.

WE ARE LIBRARY PEOPLE®



# DIMENSIONS

## LINGO SHELVING

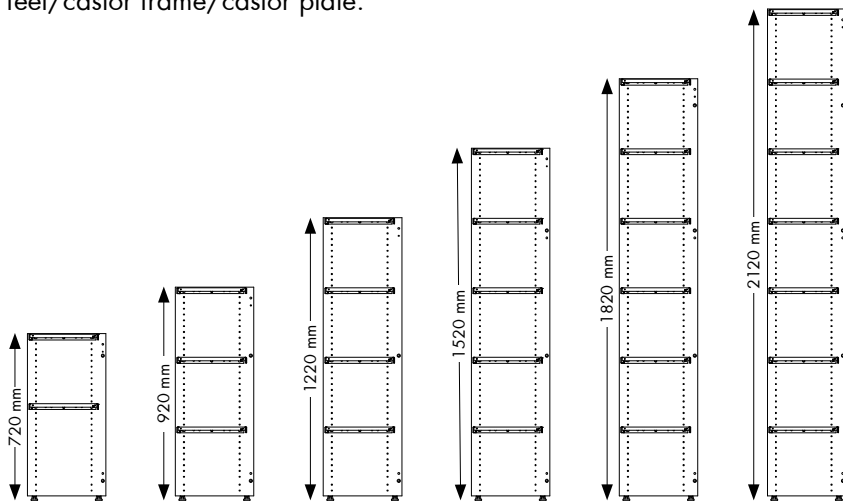


The distance between the front edge of the end panel and the front edge of the shelf is 7 mm. The shelves are adjustable in 25 mm increments.

Lingo shelving configurations are delivered as standard based on price group A (melamine coated/painted/veneer)

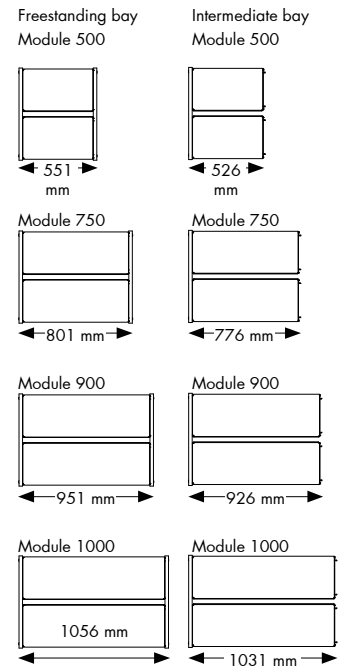
### HEIGHTS

Lingo shelving is available in 6 heights; 720, 920, 1220, 1520, 1820 and 2120 mm. Heights shown below are for shelving with adjustable feet/castor frame/castor plate.



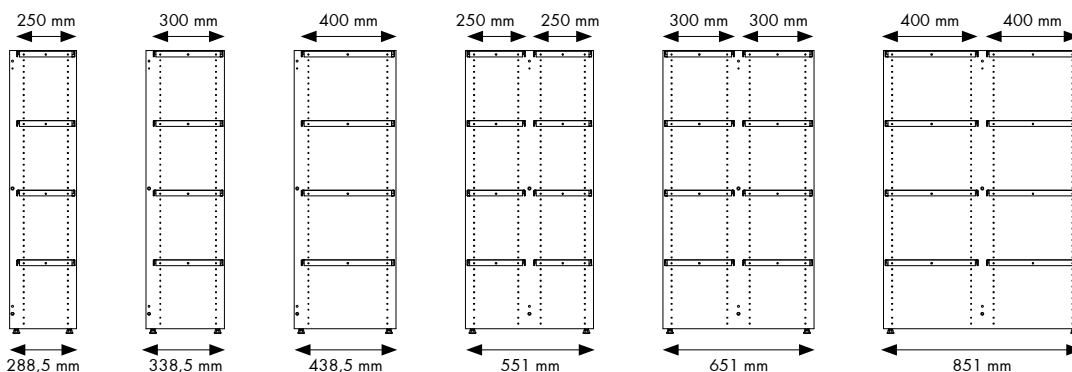
### WIDTHS

The bays are available in 500, 750, 900 and 1000 mm modules.



### DEPTHS

The panels are available in 6 depths: 288,5 mm for 250 mm deep shelves, 338,5 mm for 300 mm deep shelves, 438,5 mm for 400 mm deep shelves, 551 mm for 2 x 250 mm deep shelves, 651 mm for 2 x 300 mm deep shelves, 851 mm for 2 x 400 mm deep shelves.







## FACTS

### Product details

The Lingo Shelving System is available as single- or double-sided, with and without castors and is built with either a steel back frame, a wooden back panel or cross braces. Panels are available in melamine coated particle board/ painted 25 mm particle board with a paintable foil/MDF and veneered 25 mm particle board.

<p><b>DIMENSIONS (mm)</b></p> <ul style="list-style-type: none"><li>■ Heights: 720, 920, 1220, 1520, 1820, 2120</li><li>■ Widths: 500, 750, 900, 1000</li><li>■ Depths: 250, 300, 400</li></ul>	<p><b>CASTORS</b></p> <ul style="list-style-type: none"><li>■ Visible castor frame</li><li>■ Hidden castor frame</li><li>■ Castor plate</li></ul>	<p><b>PANELS</b></p> <ul style="list-style-type: none"><li>■ End panels</li><li>■ Display end panels</li><li>■ End panel bay</li></ul>
<p><b>FUNCTIONS</b></p> <ul style="list-style-type: none"><li>■ Magazine display</li><li>■ Storage</li><li>■ Browsers</li></ul>	<p><b>SHELVES</b></p> <ul style="list-style-type: none"><li>■ Straight, sloping and tilted</li><li>■ Wooden and steel</li><li>■ With and without backedge</li></ul>	<p><b>ACCESSORIES</b></p> <ul style="list-style-type: none"><li>■ Castors</li><li>■ Signage</li><li>■ Lighting</li><li>■ Book supports</li><li>■ Display</li></ul>
<p><b>COLOURS</b></p> <p>The metal parts can be powder coated in any colour.</p> <p>The wooden parts can be delivered in a selection of melamine finishes, lacquered in any colour or in different wooden veneers.</p>	<p><b>CONNECTIONS</b></p> <p>The shelving is connected either with :</p> <ul style="list-style-type: none"><li>■ Steel frame</li><li>■ Wooden back panel</li><li>■ Cross brace</li></ul>	