




STEEL CURVED SHELVING

WWW.BCILIBRARIES.COM






STEEL CURVED SHELVING

WWW.BCILIBRARIES.COM

DETAILS

The Steel Curved Shelving System is part of the 60/30 Classic Steel Shelving System. The combination of flexibility and steel strength creates a unique shelving system. This innovative product concept has evolved over the years. Its modern creative structure pairs well with its classic details to ensure ideal room utilization and functional accommodations.



STEEL CURVED SHELVING

WWW.BCILIBRARIES.COM



The BCI 60/30 Steel Curved Shelving System is constantly under development, not only to meet the challenges of tomorrow's library trends, but to actively contribute to an evolution. No other shelving system offers similar versatility in terms of construction, basic range and accessories.




INSTALLATIONS



STEEL CURVED SHELVING

WWW.BCILIBRARIES.COM

DESIGN



FLEXIBLE LIBRARY SPACES ARE THE KEY TO FUTURE PLANNING

Libraries are no longer simple book warehouses. Today, they serve as interactive technology hubs and creative community learning spaces. Think flexible, functional and interactive... BE INSPIRED!